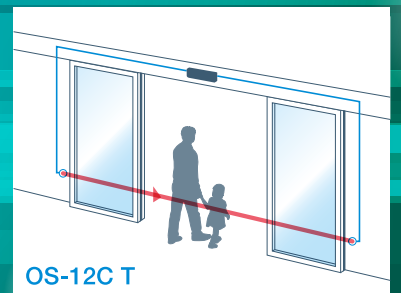


Miniature Photo Electric Safety Beam



OS-12C T

Single beams type : up to 10 m



The Optex OS-12C T active infrared safety beam system is compatible with any type of automatic door. Its amplifier and sensor heads are designed for fast, simple installation while maintaining the highest standards of safety and reliability.

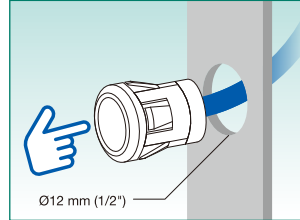
Easy-to-Install Amplifier Unit and Sensor Heads

The Optex OS-12C T amplifier has screwless wiring terminals, which realizes quick installation. Pressing the "Teach-In" button automatically sets the proper sensitivity and self-corrects crossed cables. One amplifier operates one or two pairs of sensor heads.

Teach-in button



One push installation sensor head



Monitoring Capability

OS-12C T has built-in "monitoring capability". OS-12C T monitors all its critical functions and notifies compatible controls when an error occurs. Self-monitoring capability ensures a higher level of performance over the life of the sensor.

Complied with New ANSI standard

Options

Mounting plate (Silver)



PP-S (2pcs)

Sensor head unit



SH-7MC : 7 m
SH-10MC : 10 m

Sensor head holder (Black/Gray)



OS-BH (2pcs)

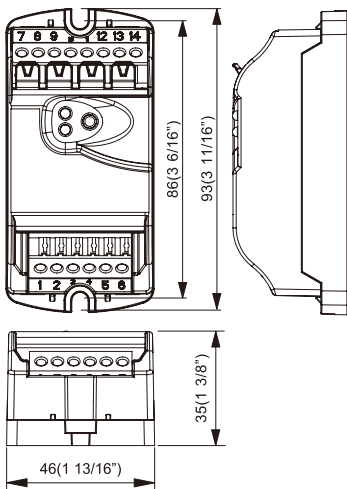
One push outer plate



PO-C (2pcs)

Dimensions

Amplifier



mm[inch]

Sensor heads

One push installation type

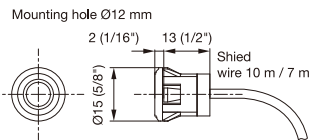
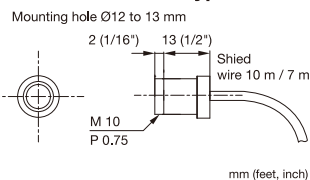


Plate installation type



mm (feet, inch)

Specifications

Model	OS-12C T
Installation distance	Less than 10 m (32' 10")
Detection method	Point to point near infrared light beam
Power supply	12 to 24 V AC / 12 to 30 V DC
Current draw	160 mA Max.
Operating indicator	BEAM1 / BEAM2 Stand-by : Green ON / Red ON Detection Active : Green OFF / Red OFF Insufficient sensitivity : Green Blink / Red Blink Test input error : Simultaneous twice Blinking(Red & Green)
Test input	Opto coupler Voltage 5 to 30 V DC Current 6 mA Max.(30 V DC)
Safety Output(Initial setting)	50 V 0.3 A (resistance load) - N.O./N.C. Switchable
Response time	Approx. 0.1 sec. (from the moment of beam cut-off)
Relay hold time	Approx. 0.5 sec.
Operating temperature	-20 to +55°C (-4 to +131°F)
Weight	Amplifier 63 g (2.2 oz)
Component	1 Amplifier, 2 Mounting screws, 1 Manual (Optional sensor head is necessary for operation)

Note : It is possible to use OS-12C T as an amplifier for 1 or 2 beam use by attaching a separately sold SensorHead.

Note : The specifications herein are subject to change without prior notice due to improvements.

Manufacturer / Asia sales Div.

OPTEX CO.,LTD.

5-8-12 Ogoto Otsu Shiga 520-0101 Japan
TEL.: +81-77-579-8360 FAX.: +81-77-579-8190

Asia Sales Div.

TEL.: +81-77-579-8030 FAX.: +81-77-579-8136
WEBSITE: www.optex.co.jp/as/eng/index.html

North and South American Subsidiary

OPTEX INCORPORATED. AMERICAS HEADQUARTERS

18730 South Wilmington Ave. Suite 100 Rancho Dominguez, CA 90220 U.S.A.
TOLL-FREE: 800 877 6656 FAX.: +1 310 214 8655
WEBSITE: www.ot-inc.com

East Coast Office

8510 McAlpines Park Drive, Suite 108 Charlotte, NC 28211 U.S.A.
TOLL-FREE: 800 877 6656 FAX.: +1 704 365 0818
WEBSITE: www.ot-inc.com

European Subsidiary

OPTEX Technologies B.V.

Henricuskade 17, 2497 NB The Hague, The Netherlands
TEL.: +31(0)70 419 41 00 FAX.: +31(0)70 317 73 21 E-MAIL: info@optex.eu
WEBSITE: www.optex.eu