


Detection areas

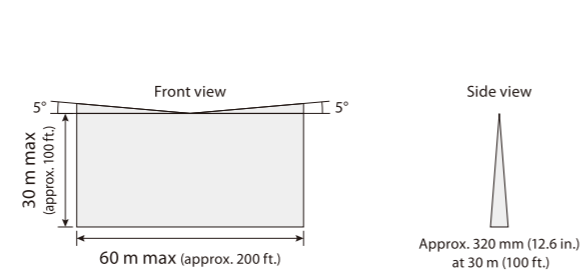
RLS-50100V

- 50 x 100 m (approx. 165 x 330 ft.), 190 degree detection area
- High detection resolution: 0.125 degrees
- Rectangular detection area
- Log function with camera
- Setting by Internet browser



RLS-3060V

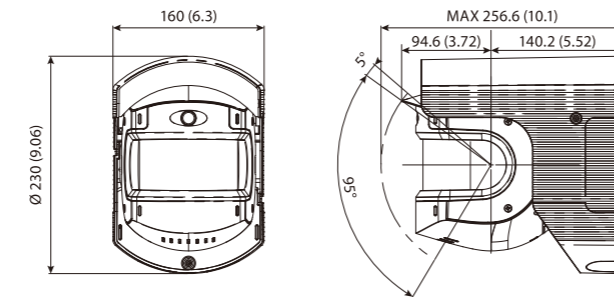
- 30 x 60 m (approx. 100 x 200 ft.), 190 degree detection area
- Rectangular detection area
- Log function with camera
- Setting by Internet browser



Options

LAC-1	RLS-LWV	RLS-LWVH
Laser Area Checker for all RLS series	Replacement Window for RLS-3060V and RLS-50100V	Replacement Window with heater unit for RLS-3060V and RLS-50100V

Dimensions



Specifications

Model	RLS-50100V	RLS-3060V
Installation location	Indoor / Outdoor	
Detection method	Infrared Laser Scan	
Laser protection class	Class 1	
Power input	19.2-30 VDC, PoE+ (IEEE 802.3at compliant)	
Current draw	500 mA max. (24 VDC), 12 W max. (PoE+) with heater option: 1.25 A max. (24 VDC), 25.5 W max. (PoE+)	
Mounting method	Ceiling mount, Wall mount, Pole mount	
Detection area	50 x 100 m, 190 degree (approx. 165 x 330 ft.)	30 x 60 m, 190 degree (approx. 100 x 200 ft.)
Detection range	Radius 1 to 50 m (approx. 3.3 to 165 ft.) at 10% reflectivity	Radius 1 to 30 m (approx. 3.3 to 100 ft.) at 10% reflectivity
Detection resolution / Response time	0.125 degrees / within 100 msec. to 15 min.	0.25 degrees / within 100 msec. to 15 min.
Mounting height (Vertical mode)	Indoor: 2 m (approx. 6.7 ft.) or higher/Outdoor: 4 m (approx. 13 ft.) or higher (Recommended)	
Communication port	Ethernet RJ-45 10BASE-T/100BASE-TX (Auto negotiation)	
Protocol	UDP/TCP/HTTP/HTTPS/IPV4/DNS/DHCP/SNMPv1-v3/NTP/WS-Discovery/ONVIF/IPV6/IEEE802.1X	
Output	6 outputs, 28 VDC 0.2A max. N.O./N.C. Selectable	
Input	1 Non-voltage contact input	
Alarm period	Approx. 2 second delay timer	
Operating temperature	-40°C to 60°C (-40°F to 140°F) with RLS-LWVH: -20 °C to 60°C (-140°F to 140°F)	
Dimensions (HxWxD) , Weight	230 x 160 x 256.6 mm max. (9.1 x 6.3 x 10.1 inch), 2.6 kg (92 oz.)	
IP rating	IP66	

* The specifications refer to the Firmware ver.1.1.1.

* This product is equipped with the function to produce and record moving and/or still image which includes the information such as face of an individual that could identify the individual. Producing and recording with this product may be regulated by country-specific laws to protect personal information. Prior to the installation of this product, the compliance to local laws and regulations needs to be confirmed by the user of this product for the lawful installation and use of this product, and signage and notification when using this product.

OUTDOOR 2D LIDAR SENSOR

REDSCAN Pro

Advanced LiDAR sensor series
Long-range, intelligent, secure and customisable security outdoor and indoor laser sensors.



Available Models:

RLS-50100V : 50 x 100 m (approx. 165 x 330 ft.)

RLS-3060V : 30 x 60 m (approx. 100 x 200 ft.)



REDSCAN Pro series is LIDAR sensor which can recognize moving object's size, moving speed and distance from the unit.


Small number of installations

Previous **Pro** More optimal sensor planning

Since the detection range is square, a wide range can be covered with a small number of installations.

Vertical or horizontal mount is selectable

Vertical and Horizontal mode can be automatically chosen.



Selectable installation method

RLS-3060V and RLV-50100V have 3 installation methods as Wall, Ceiling and Pole. You can select either method to match the installation site.



Changeable detection sensitivity & size

Detection sensitivity and size are changeable individually to fit your installation site flexibly.

Different sensitivity only at small part like a door.

Detection area generating an alarm signal immediately and the one generating a pre-warning signal.

Different sensitivity at left and right.

Reduction of false/missed alarms

Auto area adjustment

In snowy conditions, the detection area floor can change, this could cause false alarms. By using this function, the REDSCAN Pro unit continuously adjusts the detection area between the object height and the previous revised line of the ground.



Small Animal Tolerance

This function is used to reduce false alarms due to small animals in the vertical detection area.

- The REDSCAN Pro can reduce false alarms caused by small animals going through the detection area in a short time period.
- Disable Will make the REDSCAN Pro more sensitive near to the ground.

Environmental Resistance function

This function is used to reduce false alarms in harsh environments, e.g. fog, snow, etc.

- The unit can reduce false alarms in foggy conditions and can achieve a well balanced detection capability.
- Enhanced In the case of heavy fog or snow, this setting can be used to reduce false alarms.

Time crunch and reduction of mistake of installation

Visualization of detection area

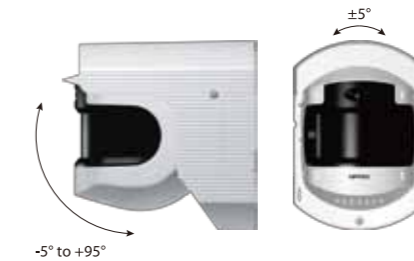
A laser guide line and the visualization of the scene help the sensor's alignment.



Assistance camera (2 MP, Panoramic View)

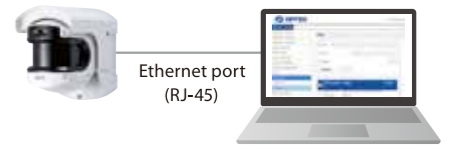
Built-in angle adjustment function

Tilt -5 to 95 degrees, roll +-5 degrees (Mechanical adjustment)
Yaw +- 5 degrees (software adjustment)



Setting with web browser (Web UI)

Setting can be done by Internet Browser. You do not have to install the dedicated software (REDSCAN Manager software) like for RLS-2020 and RLS-3060.



Connectivity and network security



Alarm events can be transmitted to VMS with video stream, which provides a smart integration with VMS.
Network Protocols with enhanced network security
UDP/TCP/HTTP/HTTPS/IPV4/DNS/DHCP/SNMPv1-v3/NTP/WS-Discovery/ONVIF/IPV6/IEEE 802.1X

* ONVIF is a trademark of Onvif.Inc.

Verification of the cause of detection signal

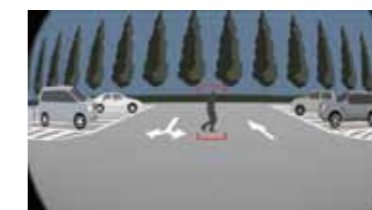
Event log function

Track of object is recorded when alarm signal is generated.

Date and time	Trigger	Result
2019/05/18 04:58:08	MO/A1/AA/CC/DQ/AR/AM/TR/SO/TA	
2019/05/18 20:58:08	MO/A1/AA/CC/DQ/AR/AM/TR/SO/TA	
2019/05/19 07:58:08	MO/A1/AA/CC/DQ/AR/AM/TR/SO/TA	

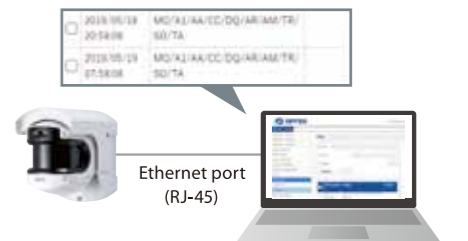
Assistance camera (2 MP, 180 degrees)

The pre and post alarm camera images are recorded in internal memory of the unit and can be played back and verified.



High-capacity memory

The alarm pre and post detection data and camera image are recorded in internal memory of the unit. Alarm logs : 500 events.



Applications

Important facility protection

Sub-stations, Gas facilities



Rooftop protection

Bank, Money transaction facility



Wall protection

Warehouse, Distribution Center



Loitering protection

VIP Residence

