

OPTIONS

BATTERY COMMON UNIT BCU-5


The BCU-5 allows to share the power source and the low battery signals between the beam and the wireless transmitter.

Input voltage	3.2 - 4.0 VDC
Current draw	Approx. 5 µA at 3.6 VDC (no load)
Output voltage	Normal Approx. 2.3 - 3.6 VDC
	Low battery Approx. 2.0 - 2.6 VDC
Output current	100 mA (max.)
Operating temperature	-20°C - +60°C (-40°F - +140°F)
Operating humidity	95% (max.)



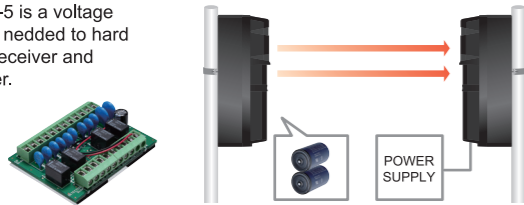
CR123 BATTERY HOLDER CRH-5 (2 pcs / package)

The CRH-5 is a pack of two battery holders each with a capacity of 4 batteries needed when using CR123A batteries. Each holder can contain 4 batteries, 8 batteries are needed on each beam.



POWER CONVERT UNIT PCU-5

The PCU-5 is a voltage converter needed to hard wire the receiver and transmitter.



Power input	10.5 - 30 VDC
Current draw	80mA (max.)
Output voltage	Approx. 3.9 VDC
Output current	10mA (max.)
Alarm output	Form C relay ; 30VDC, 0.2A
Low battery output	N.C. relay ; 30VDC, 0.2A
Tamper output	N.C. relay ; 30VDC, 0.2A
Operating temperature	-20°C to 60°C (-4°F to 140°F)
Operating humidity	95% (max.)
Dimension	H×W×D mm (inch): 71 (2.8) × 53 (2.1) × 20 (0.8)

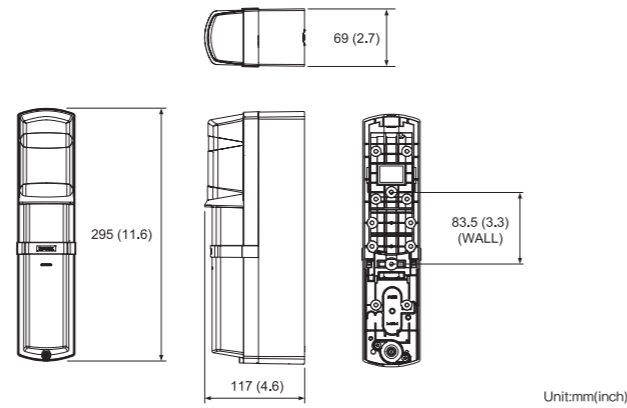
VIZTRO D size lithium battery SB-D02HP

Nominal voltage (at 6mA, 20°C)	3.9V
Nominal capacity (at 6mA, 20°C, 2.0V cut off)	16.0Ah
Maximum recommended continuous current (Higher currents are possible, consult Vitzrocell)	150mA
Max. pulse discharge current	250mA
Weight	95±3.0g
Operating temperature range	-40 to 85°C



UL certificates MH18384

DIMENSIONS



SPECIFICATIONS

Model	SL-100TNR	SL-200TNR
Maximum detection range	30 m/100 ft.	60 m/200 ft.
Maximum arrival distance	265 m/870 ft.	530 m/1740 ft.
Detection method	Twin infrared beam interruption detection	
Interruption time	Selectable from 50/100/250/500 ms (4 selections)	
Power source	3.6 to 3.9V D size lithium batteries Each Transmitter and Receiver: 2 units (Recommended SB-D02HP manufactured by VITZROCELL) 3.0 VDC CR123A lithium batteries Each Transmitter and Receiver: 8 units (with optional battery holder CRH-5: 2 units)	
Current draw (stand by /at 25°C)	3.6 to 3.9 V DC size Lithium battery	Total: Approx. 500 µA Transmitter: Approx. 200 µA Receiver: Approx. 300 µA
	3.0 VDC CR123A	Total: Approx. 600 µA Transmitter: Approx. 200 µA Receiver: Approx. 400 µA
Battery life **	D size Lithium battery	Transmitter: Approx. 6 years
		Receiver: Approx. 5 years
	CR123A	Transmitter: Approx. 1.5 years
		Receiver: Approx. 1 year
Output	Alarm output	Form C-Solid State Switch: 3.9 VDC, 0.01 A
	Alarm period	2 s (±1)
	Low battery output	N.C. (Solid State Switch): 3.9 VDC, 0.01 A
Indicator LED	Cover tamper output (Receiver)	N.C. (Solid State Switch): 3.9 VDC, 0.01 A Opens when the battery cover removed.
	Alarm/Level indicator (Receiver)	ON: Beam not received Blinking: Beam not received sufficiently OFF: Beam received
	Power/ Low battery indicator (Transmitter and Receiver)	ON: Power ON Blinking: Voltage reduction OFF: Power OFF
	Operating temperature	-20°C to +60°C (-4°F to 140°F)
Operating humidity	95 % (max.)	
Alignment angle	±90° Horizontal, ±5° Vertical	
Dimension	H x W x D mm (inch): 295 (11.6) x 69 (2.7) x 117 (4.6)	
Weight	1200 g (42.4 oz.) (Total weight of Transmitter + Receiver, excluding accessories)	
International protection	IP65	

Specifications and design are subject to change without prior notice.
* Above battery life are confirmed with SB-D02HP manufactured by VITZROCELL or CR-123A manufactured by PANASONIC that they are used within the ambient temperature range of 20 to 25 ℃. By using batteries other than these recommended and due to the site conditions, the battery life can be shortened and low battery signal can be generated in extremely short period. In such case, periodic battery replacement is recommended.



BATTERY OPERATED PHOTOELECTRIC DETECTOR

Smart Line™ series SL-100 TNR

30 m / 100 ft. model

SL-200 TNR

60 m / 200 ft. model



Wireless or hybrid perimeter protection for quick installations

The SL-TNR offers a cost-effective and versatile solution to protect a perimeter line up to 60m long, where cabling is an issue or inconvenient.

Both the transmitter and receiver beams can be battery powered using D size lithium battery or universal CR123A batteries and the receiver can also be hard-wired.



OPTEX CO., LTD. (JAPAN)
URL: <http://www.optex.net/>

OPTEX INC. (U.S.)
URL: <http://www.optexamerica.com/>

OPTEX DO BRASIL LTDA. (Brazil)
URL: <http://www.optex.net/br/es/sec/>

OPTEX (EUROPE) LTD. / EMEA HQ (U.K.)
URL: <http://www.optexeuropa.com/>

OPTEX TECHNOLOGIES B.V. (The Netherlands)
URL: <http://www.optex.eu/>

OPTEX SECURITY SAS (France)
URL: <http://www.optex-security.com/>


OPTEX SECURITY Sp.z o.o. (Poland)
URL: <http://www.optex.com.pl/>

OPTEX PINNACLE INDIA, PVT., LTD. (India)
URL: <http://www.optex.net/in/en/sec/>

OPTEX KOREA CO.,LTD. (Korea)
URL: <http://www.optexkorea.com/>

OPTEX (DONGGUAN) CO.,LTD. SHANGHAI OFFICE (China)
URL: <http://www.optexchina.com/>


OPTEX (Thailand) CO., LTD. (Thailand)
URL: <http://www.optex.net/th/th>



Great flexibility with power options


With high density lithium batteries

The SL-TNR series has been designed to work with D size lithium batteries, the one we recommend is Vitzro D size battery. By using 2 Vitzro D batteries in the transmitter and in the receiver (4 batteries in total), the battery life expectancy is approximately 5 years. The batteries could also power the wireless transmitter when using the battery common unit BCU-5*




With universal CR123A lithium batteries

The SL-TNR can also be powered by universal CR123A batteries, which are very easily available and cost-effective. 8 pieces are needed for each wireless beam, and can provide an approximate battery life of 1 year. For each wireless beam, a pack of two battery holders (CRH-5*) containing 4 batteries each is required.



Hybrid with the receiver being hardwired

For site configurations where one beam is close to a main power source but the other beam needs to be wireless, the SL-TNR features the option to hard wire the infrared beam receiver. This is possible by purchasing a PCU-5* power converter



*: Refer to OPTIONS.

Power 10.5 to 30VDC Alarm
Low battery Tamper

Other key features

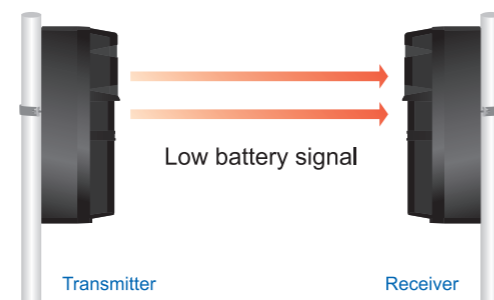
Simplified Battery Replacement

Batteries can be accessed without touching the main unit eliminating the need to re-align the beams.



IR communication for low battery signal

The SL-TNR features an infrared communication between the transmitter and the receiver which signals the low battery status. It means that no wireless transmitter is necessary in the transmitter beam for this functionality. The system would only need one wireless transmitter on the receiver beam. If however the customer would like to monitor the status of wireless transmitter's battery separately, a second wireless transmitter will be necessary on the transmitting beam.



Wireless-Ready

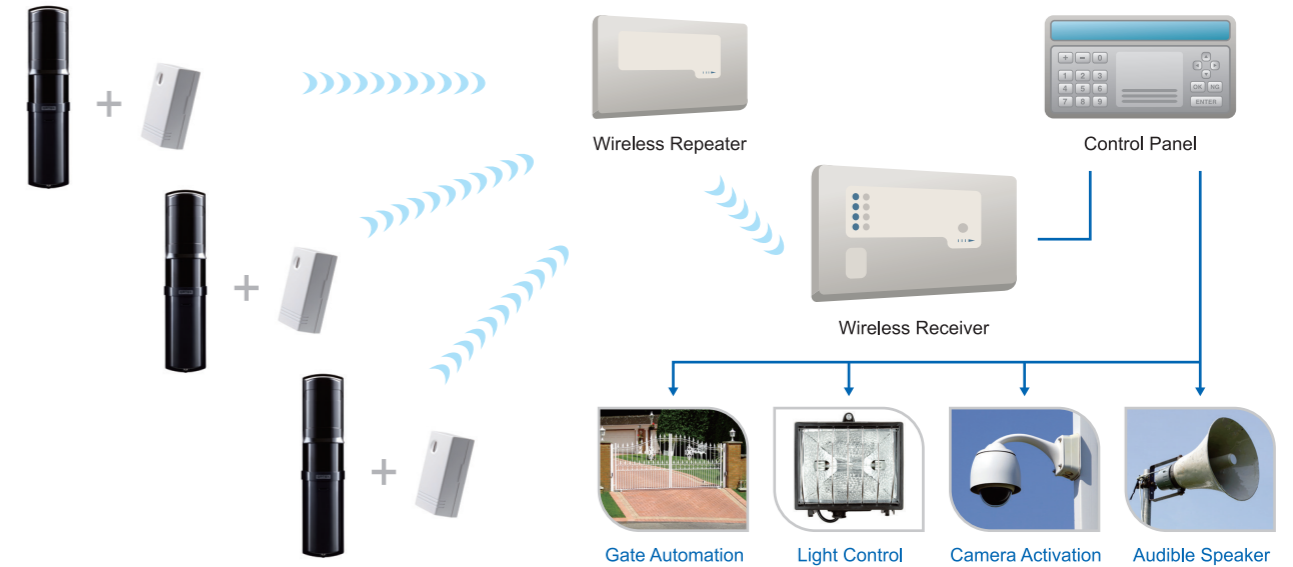
How to add the SL-TNR to your wireless enabled alarm panel

To connect easily a battery powered the SL-TNR to your wireless panel, the following steps should be followed:

Use a two input wireless door contact or universal wireless transmitter. (Wireless transmitter)

- 1: Take one of your panel manufacturer's wireless transmitter.
- 2: Register the wireless transmitter on the wireless alarm panel.
- 3: Place the wireless transmitter in the SL-TNR's rear compartment (back box) and connect the alarm and tamper pair to wireless transmitter.
- 4: When battery power of the SL-TNR is shared with the wireless transmitter, use the BCU-5 (option).

A range of applications can be triggered by the SL-TNR



Innovative mechanical design

Sniper Viewfinder with 2X magnification

The new telescopic lens has a high level of visibility for optical alignment work.



Vivid interior color

Easy to see vivid interior color for optical alignment.

Weather protection IP65

Rubber packing is used for all conceivable points where water or dust may penetrate, such as wiring holes and wire points.

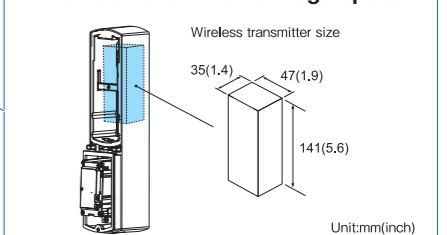
Anti-frost main unit cover

The hoods prevent frost forming on active infrared beams.

Aspherical optical lens

The high grade aspherical lens creates more sharply defined and precise active infrared beams compared to ordinary fresnel lens.

Wireless transmitter storage space



Battery cover

Easy to access the battery holder and change batteries.

Basic performance

- Battery saving function
- Beam interruption adjustment function
- Form C (N.O. / N.C.) alarm output